
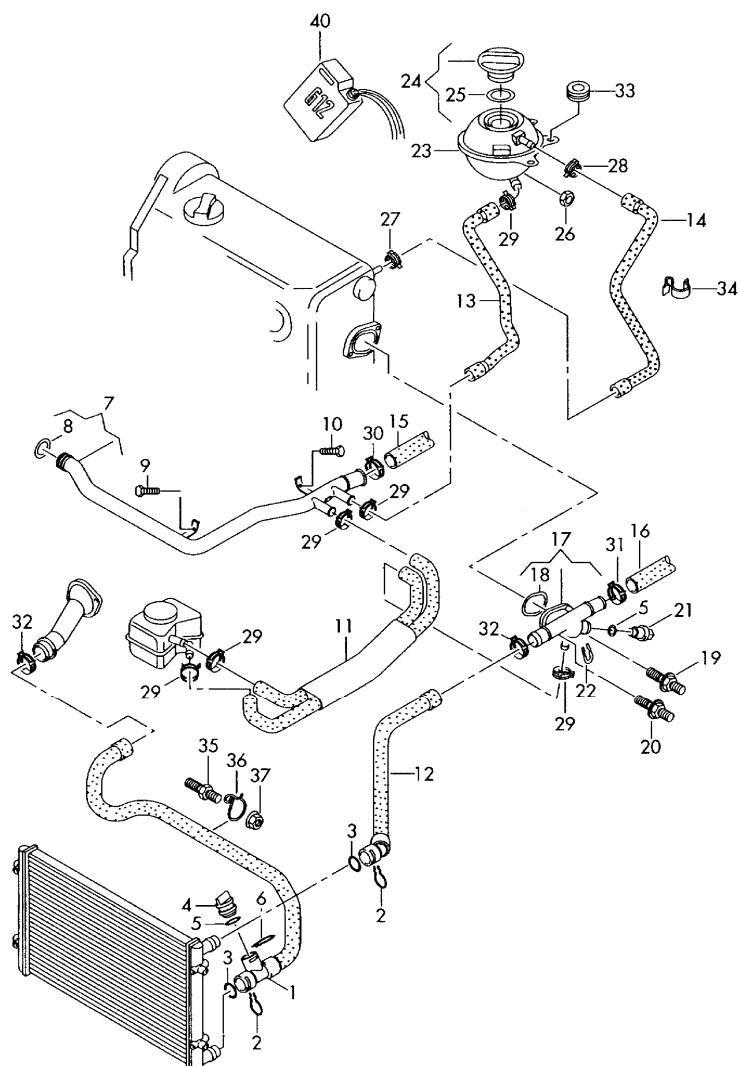



Model	Year	MG	SG	Illustration	UPD	13:34	31.12.2013	 <b>ETKA</b>
A2	2001	1	21	121-037	996			



Pos	Part Number	Description	Remark	Qty	Model
1	8Z0 121 055 P	coolant hoses and pipes flange reservoir	1.4ltr.	1	3-cylinder+ diesel eng.+ AMF
2	1J0 121 142	coolant hose (adapter > radiator)		1	
3	N 907 653 01	retaining spring	32MM	2	
4	8D0 959 481 B	o-ring	32X4	1	
5	N 903 168 01	dual thermo-switch	95-84C/102-91C 4 pin	1	
6	032 121 142	o-ring	19,6X3,65	1	
7	045 121 065 H	retaining spring		1	
8	06B 121 687	coolant pipe	also use: **>8Z-1-023000 6N0 121 086 F	1	
(8)	N 903 653 02	o-ring	only for: 20,5X5,5 045 121 065 H	1	
9	N 010 227 6	o-ring	only for: 20X3 045 121 065 D	1	
10	N 014 721 4	bolt, hexagon head self-locking	M7X12	1	
11	6N0 121 086 D	socket head bolt	M10X25	1	
(11)	6N0 121 086 F	coolant hose (flange > oil cooler > coolant pipe) F **> 8Z-1-023 000*		1	
12	8Z0 121 101 T	coolant hose (flange > oil cooler > coolant pipe) F 8Z-1-023 001>>*		1	
13	8Z0 121 109 G	coolant hose with quick release coupling (flange>coolant radiator)		1	
14	8Z1 121 107	coolant hose (expansion tank > coolant pipe)		1	
-	4B3 133 742 C	vent hose	lhd	1	
(14)	8Z2 121 107	clip	lhd	1	
		vent hose	rhhd	1	

Model	Year	MG	SG	Illustration		UPD	13:34	31.12.2013		ETKA
A2	2001	1	21	121-037		996				

Pos	Part Number	Description	Remark	Qty	Model	Pos	Part Number	Description	Remark	Qty	Model
15		coolant hose see illustration:	819-60			-	G 111 000 A3	cleaning agent for coolant circuit, derusting	5 ltr.	1	
16		coolant hose see illustration:	819-60								
17	038 121 132 C	flange with sealing ring		1							
18	037 121 688	o-ring	50X3,15	1							
19	N 909 226 01	double stud with hexagon drive	M6X75/M6X10	1							
20	N 907 436 01	double stud with hexagon drive	M6X22/M6X25	1							
21		thermal switch see illustration:	919-40								
22	032 121 142	retaining spring		1							
23	8Z0 121 407 C	reservoir		1							
24	1J0 121 321 B	end cap		1							
25	1H0 121 687 A	o-ring	28,5X3,8	1							
26	N 102 058 02	hexagon collar nut self-locking	M6	1							
27	N 906 867 01	spring band clamp	14X12	X							
28	N 907 702 01	spring band clamp	17X12	1							
29	N 906 869 01	spring band clamp	23X12	X							
30	N 906 870 01	spring band clamp	27X12	X							
31	N 906 871 01	spring band clamp	32X12	X							
32	N 906 872 01	spring band clamp	40X12	X							
33	8Z0 121 275 B	rubber bush		2							
34	8A0 971 848 C	terminal		1							
35		double stud with hexagon drive see illustration:	300-74								
36	8Z0 121 093 C	bracket		1							
37	N 015 083 11	hexagon collar nut	M8	1							
(40)	G 012 A8F M1	coolant additive, plus	1.5 ltr. lilac	X							
(41)	G 012 A8F M8	coolant additive, plus	60ltr. lilac	X							