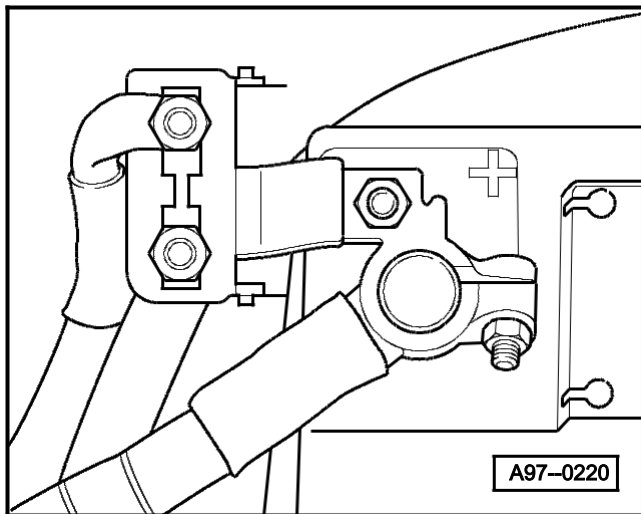


Parking aid, rear

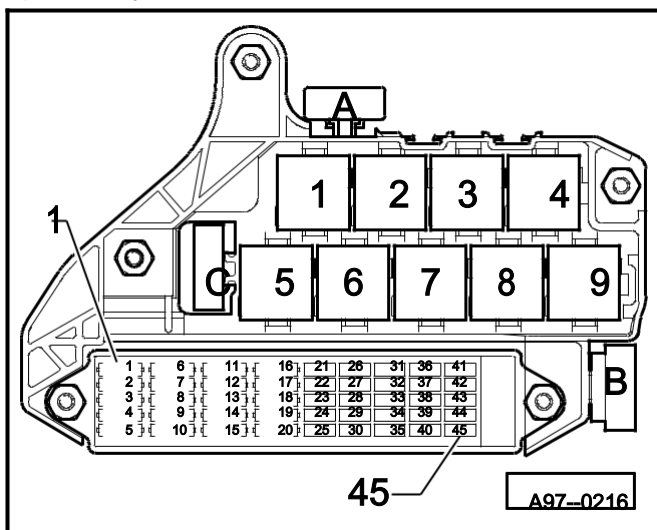
From model year 2003

Main fuse



◆ On battery

9-point relay carrier, fuse box



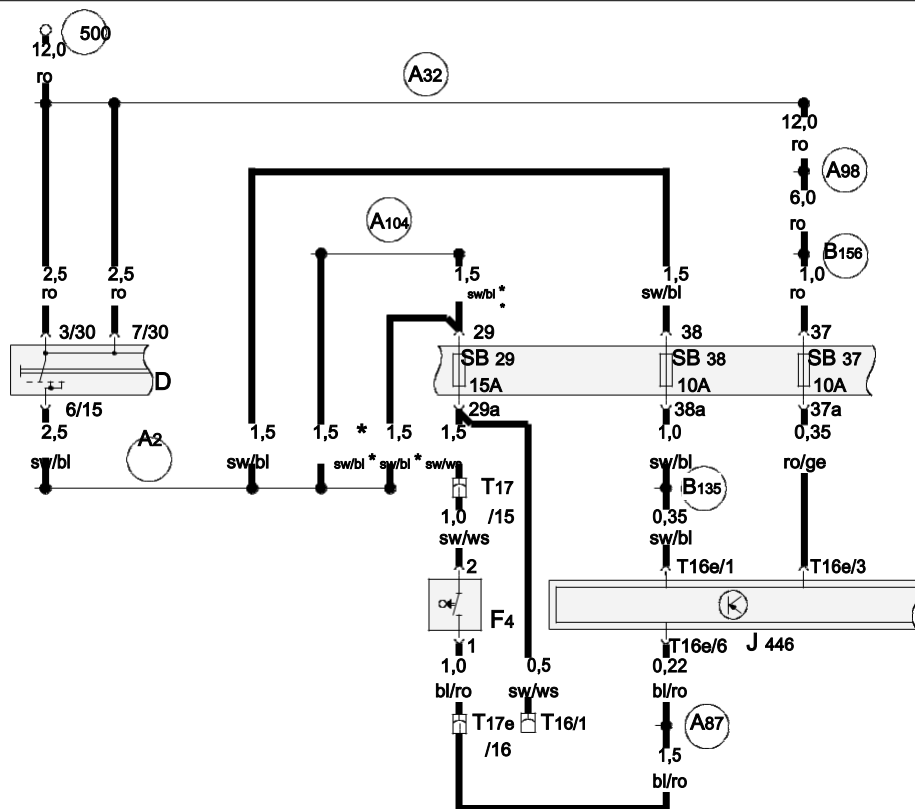
Protected by copyright. Copying for private or commercial purposes, in part or in whole, is not permitted unless authorised by AUDI AG. AUDI AG does not guarantee or accept any liability with respect to the correctness of information in this document. Copyright by AUDI AG.

◆ In dash panel, driver's side

Fuse colours

5 A - beige
7.5 A - brown
10 A - red
15 A - blue
20 A - yellow
25 A - white
30 A - green

Protected by copyright. Copying for private or commercial purposes, in part or in whole, is not permitted unless authorised by AUDI AG. AUDI AG does not guarantee or accept any liability with respect to the correctness of information in this document. Copyright by AUDI AG.



Ignition/starter switch, reversing light switch, parking aid control unit

- D Ignition/starter switch
- F4 Reversing light switch
- J446 Parking aid control unit
- SB29 Fuse -29- on fuse box
- SB37 Fuse -37- on fuse box
- SB38 Fuse -38- on fuse box
- T16 16-pin connector, diagnostic connector, black, near fuse box
- T16e 16-pin connector, black, in luggage compartment, right
- T17 17-pin connector, brown, in footwell, front left
- T17e 17-pin connector, blue, in footwell, front left

500 Screw connection -1- (30), on relay plate

A2 Positive (+) connection (15), in dash panel wiring harness

A32 Positive (+) connection (30), in dash panel wiring harness

A87 Connection (RF (reversing light)), in dash panel wiring harness

A98 Positive (+) connection -4- (30), in dash panel wiring harness

A104 Positive (+) connection -2- (15), in dash panel wiring harness

B135 Connection -1- (15a), in interior wiring harness

B156 Positive (+) connection (30a), in interior wiring harness

* As of model year 2003 no longer fitted (phased-in modification)

** Phased-in modification

ws = white

sw = black

ro = red

br = brown

gn = green

bl = blue

gr = grey

li = purple

ge = yellow

or = orange

rs = pink

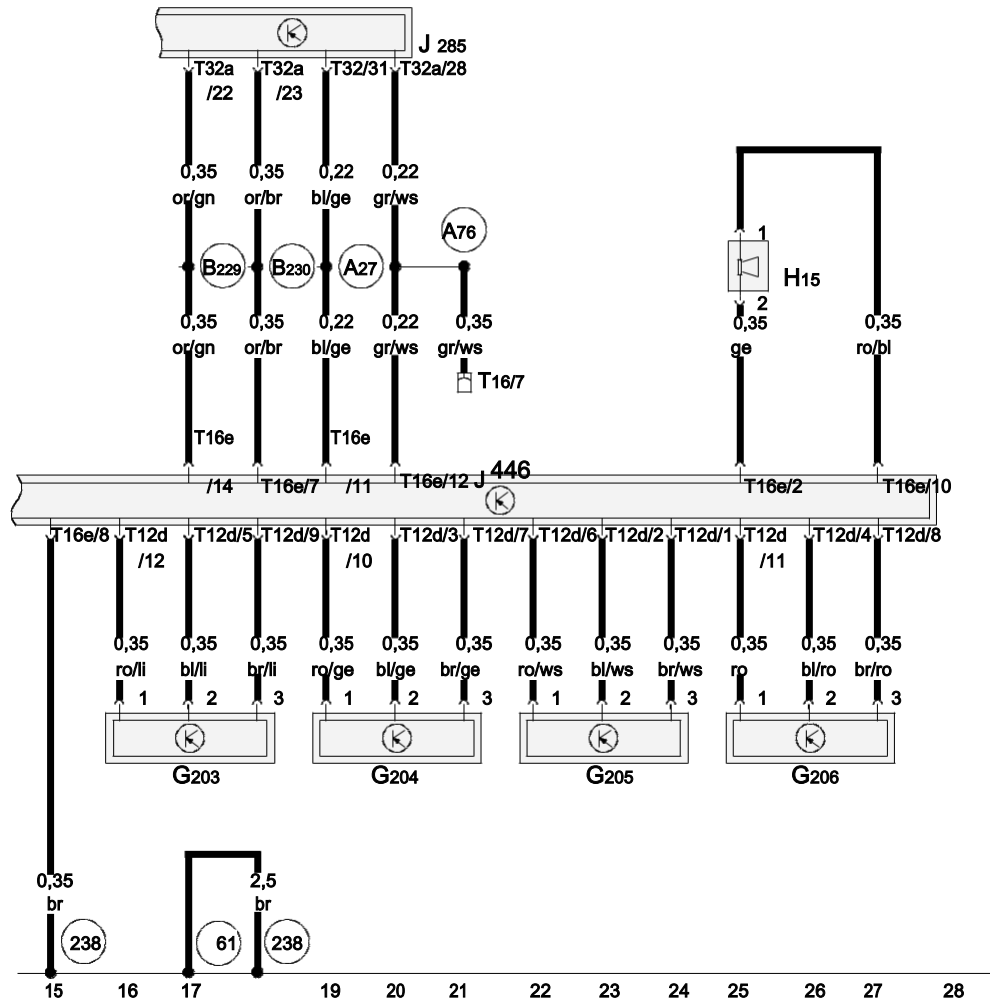
1 2 3 4 5 6 7 8 9 10 11 12 13 14

97-58191

Rear left parking aid sender, rear right parking aid sender, rear parking aid warning buzzer

- G203 Rear left parking aid sender
- G204 Centre rear left parking aid sender
- G205 Centre rear right parking aid sender
- G206 Rear right parking aid sender
- H15 Rear parking aid warning buzzer
- J285 Control unit with display in dash panel insert
- J446 Parking aid control unit
- T12d 12-pin connector, in luggage compartment, right
- T16 16-pin connector, diagnostic connector, black, near fuse box
- T16e 16-pin connector, black, in luggage compartment, right
- T32 32-pin connector, blue, on dash panel insert
- T32a 32-pin connector, green, on dash panel insert

- 61 Earth point, left C pillar
- 238 Earth connection -1-, in interior wiring harness
- A27 Connection (speed signal), in dash panel wiring harness
- A76 Connection (diagnosis wire K), in dash panel wiring harness
- B229 Connection (high bus), in interior wiring harness
- B230 Connection (low bus), in interior wiring harness



ws = white
 sw = black
 ro = red
 br = brown
 gn = green
 bl = blue
 gr = grey
 li = purple
 ge = yellow
 or = orange
 rs = pink

Protected by copyright. Copying for private or commercial purposes, in part or in whole, is not permitted unless authorised by AUDI AG. AUDI AG does not guarantee or accept any liability with respect to the correctness of information in this document. Copyright by AUDI AG.

